




PT platform scales offer durability and quality construction for a variety of different applications. The PT features a large steel base with a diamond plate surface and shielded cable. Optional ramps facilitate loading and unloading heavy objects. The platforms are available with or without indicators.



Quality construction with diamond-plate surface for ultimate durability and performance



Features

- Backlit display changes color for quick notification of checkweighing limits
- Programmable backlight can be set to "always on," "always off" or "light only when weighing"
- Rugged construction stands up to industrial use
- Diamond-plate surface for added grip
- Optional ramps facilitate loading and unloading
- Can be used with any Adam indicators
- Approximately five-meter/15-foot shielded cable
- Color-coded keys facilitate quick recognition of the most frequently used buttons
- External calibration allows for verification and adjustment with weights
- Parts counting with preset sample sizes
- Checkweighing with audible alarm
- Selectable digital filtering helps minimize effects of vibration and disturbances
- Zero-tracking feature ensures display returns to zero reading
- Hold function freezes the displayed weight, allowing time to elapse without losing the result
- Rechargeable battery included for operation almost anywhere
- Battery level is clearly displayed to show the user when the scale needs to be recharged
- Programmable auto power-off to save energy

Applications

- Weighing
- Parts counting
- Checkweighing
- Dynamic / animal weighing
- Percentage weighing

About ADAM:

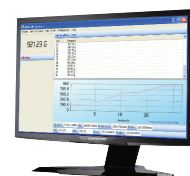
For more than 45 years, professionals worldwide have relied on Adam Equipment for an extensive selection of dependable and affordable weighing equipment. Adam provides the right balance of speed, performance and value.

Model	PT 110 [AE403]	PT 310-5 [AE403]	PT 310-10 [AE403]	PT 112 [AE403]	PT 312-5 [AE403]	PT 312-10 [AE403]	PT 115 [AE403]	PT 315-5 [AE403]	PT 315-10 [AE403]
Capacity	2500lb / 1000kg	5000lb / 3000kg	10000lb / 4500kg	2500lb / 1000kg	5000lb / 3000kg	10000lb / 4500kg	2500lb / 1000kg	5000lb / 3000kg	10000lb / 4500kg
Readability	0.5lb / 0.2kg	1lb / 0.5kg	2lb / 1.0kg	0.5lb / 0.2kg	1lb / 0.5kg	2.0lb / 1.0kg	0.5lb / 0.2kg	1lb / 0.5kg	2lb / 1.0kg
Repeatability (S.D.)	1lb / 0.4kg	2lb / 1kg	4lb / 2kg	1lb / 0.4kg	2lb / 1kg	4lb / 2kg	1lb / 0.4kg	2lb / 1kg	4lb / 2kg
Linearity (+/-)	1lb / 0.4kg	2lb / 1kg	4lb / 2kg	1lb / 0.4kg	2lb / 1kg	4lb / 2kg	1lb / 0.4kg	2lb / 1kg	4lb / 2kg
Excitation Voltage	5 - 10 VAC / DC								
Loadcells	4								
Pan Size	39.4"x39.4" / 1000x1000mm			47.2"x47.2" / 1200x1200mm			59.1"x59.1" / 1500x1500mm		
Weighing Units	g, kg, lb, lb:oz, oz, N, custom unit								
Stabilization Time (sec)	2								
Interface	RS-232								
Calibration	External calibration								
Display	Backlit LCD with 1.6" / 40mm -high digits								
Power Supply	12VDC 800mA adapter / Internal rechargeable battery								
Operating Temperature	0° to 40°C / 32° to 104°F								
Housing	Mild steel base								
Cable Length	10' / 3M								
Overall Dim.	39.4"x39.4"x4.3" / 1000x1000x110mm (wxdxh)			47.2"x47.2"x4.3" / 1200x1200x110mm (wxdxh)			59.1"x59.1"x4.3" / 1500x1500x110mm (wxdxh)		
Net Weight	141.9lb / 64.4kg			179.4lb / 81.4kg			249.9lb / 113.4kg		

Accessories

Item number	Description
3102311619	In-use wet cover
3074010266	RS-232 cable (null-modem)
3074010507	RS-232 to USB adapter (must order corresponding RS-232 cable)
1120014641	AIP impact printer
1120011156	ATP thermal printer
700100200	Mild Steel Ramp - PT 12R 1200mm wide
700100201	Mild Steel Ramp - PT 15R 1500mm wide
700100199	Mild Steel Ramp - PT 10R 1000mm wide
2050013351	Indicator stand
700660289	Calibration certificate

Key Accessories



AdamDU Data Collection Program
Adam DU software connects a balance to the laboratory network, helping to achieve seamless data collection, transfer and analysis. DU features an easy-to-use interface with a main command window, allowing users to quickly collect information from up to eight Adam balances simultaneously using RS-232 or USB connections.



Relay box
This product allows checkweighing limits to trigger a voltage relay, allowing the scale to drive items like motors or lights once a certain weight has been reached.



ATP thermal printer
Easy-to-use features combined with quick set-up equals a truly versatile thermal printer. A single push-button feed key and three easy-to-read LED indicators make operation simple.

novatech
INTERNATIONAL

sales@novatech-usa.com
www.novatech-usa.com
Tel: (866) 433-6682 Fax: (866) 433-6684
Tel: (281) 359-8538 Fax: (281) 359-0084

www.adamequipment.com